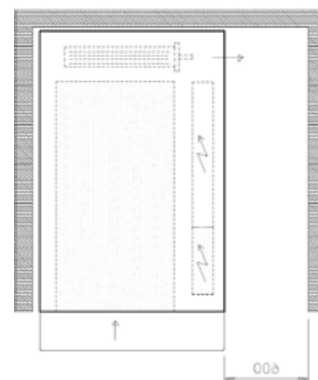
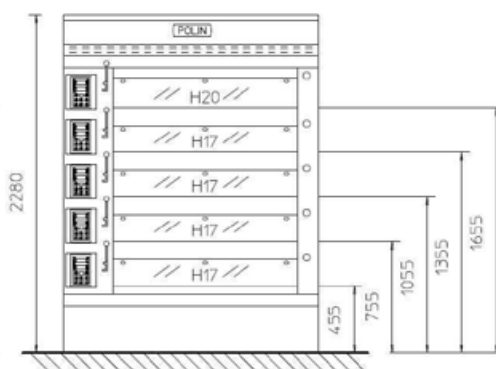
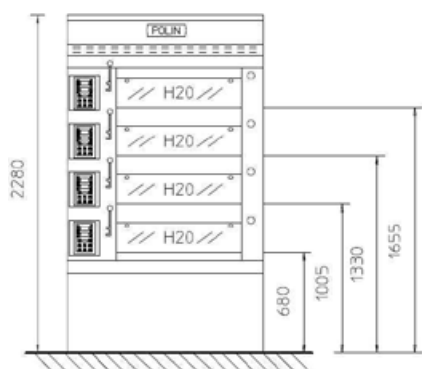
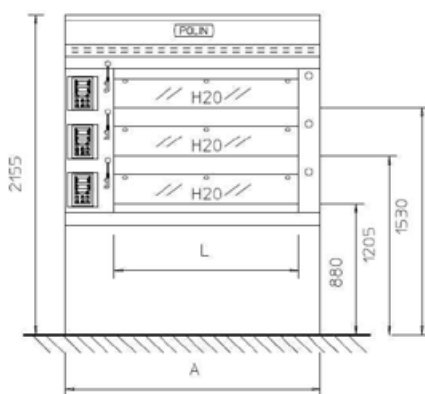
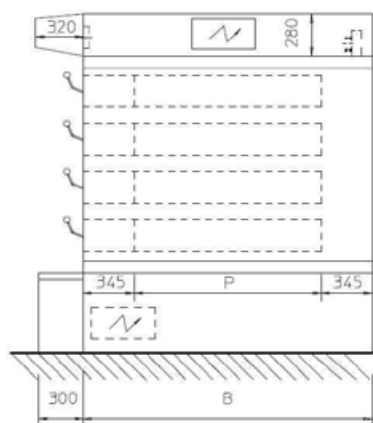


ELEKTROS F



- Totally independent decks
- Armored st/st electric elements
- Steamer for each deck with electrovalve
- Hood with 3 speeds exhaust fan with removable grid
- Digital keyboard DIGIT 01/E with special functions for controlling and energy saving
- Power distributor included
- Power optimizer included
- Daily / weekly automatic start included in the first digital keyboard
- Front temperature adjustment by dedicated probe
- Baking plates in armored concrete
- Main electric board and electrovalves group located in the base or on top
- Doors with low emission dismountable glass
- Doors with 3 positions lever (open, close, intermediate)
- Base with casters, on feet
- Preassembled elements for fast installation
- Front bench included

Power inlet	400/3N~/50
Water inlet	Diameter 1/2" GAS
Steamer drain	Diameter 1" GAS
Steam chimney with hood with fan	Diameter 150 mm
Steam chimney with condensing unit (optional)	Diameter 200 mm
Steam chimney (without hood)	Diameter 100 mm



	Chambers	Useful dimension chambers		Overall dimensions		Installed power				
		Width	Depth	Width	Depth	Electric system calculator		With computer-economizer		With computer economizer for bakery manag.
	n°	L mm	P mm	A mm	B mm	kW	Super Power	kW	Super Power	kW
3,2 / 84x126-3	3	840	1260	1320	1950	17,6	28,8	13,2	19,5	9,2
4,2 / 84x126-4	4	840	1260	1320	1950	23,1	38,1	18,8	28,8	12,0
5,3 / 84x126-5	5	840	1260	1320	1950	28,7	47,5	24,3	38,1	14,8
4,3 / 84x170-3	3	840	1700	1320	2390	21,4	35,5	15,7	24,0	11,1
5,7 / 84x170-4	4	840	1700	1320	2390	28,2	47,0	22,6	35,5	14,5
7,1 / 84x170-5	5	840	1700	1320	2390	35,0	58,6	29,4	47,0	18,0
4,7 / 84x126-3	3	840	1260	1720	1950	22,2	35,7	16,3	24,1	11,6
6,2 / 84x126-4	4	840	1260	1720	1950	29,3	47,2	23,4	35,7	15,1
7,8 / 84x126-5	5	840	1260	1720	1950	36,4	58,8	30,5	47,2	18,7