

SCEGLI IL TUO TAGLIO

Pick your cut.





Mantenendo le stesse caratteristiche della macchina, offriamo la possibilità di abbinare 3 diversi tipi di taglio e di divisioni. Trovare la macchina ideale per il vostro lavoro non è mai stato così facile. Usarla non è mai stato così semplice.

Within the same model, we offer the possibility to combine three different types of cutting and shaping. Finding the ideal machine for your work has never been easier and using it has never been so simple.

Bei gleichbleibenden Maschineneigenschaften besteht die Möglichkeit, 3 unterschiedliche Form- und Unterteilungstypen zu kombinieren. Die ideale Maschine für Ihre Arbeit zu finden, war noch nie so einfach.



En conservant ses caractéristiques à la machine, nous offrons la possibilité d'associer 3 types différents de découpage et de divisions. Trouver la machine idéale pour votre travail n'a jamais été si facile.

Manteniendo las mismas características que la máquina, ofrecemos la posibilidad de combinar 3 tipos diferentes de corte y de divisiones. Encontrar la máquina ideal para su trabajo nunca ha sido tan fácil.

Сохраняя неизменными характеристики машины, мы предлагаем выбрать один из 3 видов разрезания и разделения. Найти идеальную машину для своей работы еще никогда не было так легко.



SPEZZATRICI E PRESSE AUTOMATICHE

*Automatic
dividers and presses
Teigteiler und Pressen
Automatisch*

*Diviseuses et presses
automatiques*

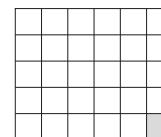
*Divisora y prensas
automáticas*

*Тестоделители и Прессы
Автоматические*

Vasca Rettangolare (H=125 mm)

Rectangular Basin


| divisioni /divisions | grammatura /weight min | grammatura /weight max | capacità vasca / basin capacity | pressino / press | capacità oraria / hourly capacity |
|-------------------------|---------------------------|---------------------------|------------------------------------|---------------------|--------------------------------------|
| | gr | gr | kg | mm | pz./h |
| 10 | 300 | 2000 | 20 | 100x200 | 1200 |
| 20 | 150 | 1000 | 20 | 100x100 | 2400 |
| 20s | 80 | 500 | 10 | 80x80 | 2400 |
| 24 | 130 | 830 | 20 | 100x80 | 2800 |
| 30 | 100 | 660 | 20 | 80x84 | 3600 |
| 40 | 80 | 500 | 20 | 50x100 | 4800 |
| 48 | 60 | 400 | 20 | 50x80 | 5700 |
| 60 | 50 | 330 | 20 | 80x42 | 7200 |
| 80 | 40 | 250 | 20 | 50x50 | 9600 |



Vasca Rettangolare - pressa (H=135 mm)

Rectangular Basin

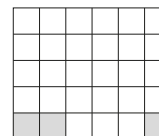
| divisioni / divisions | | grammatura / weight min | grammatura / weight max | capacità vasca / basin capacity | vasca / basin | capacità oraria / hourly capacity |
|-----------------------|--|-------------------------|-------------------------|---------------------------------|---------------|-----------------------------------|
| | | gr | gr | kg | mm | pz./h |
| unica/unique | | - | - | 20 | 512x409 | 120 |



Vasca Rettangolare - doppio taglio (H=110 mm)

Rectangular - double cut Basin

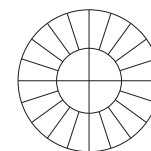
| divisioni / divisions | | grammatura / weight min | grammatura / weight max | capacità vasca / basin capacity | pressino / press | capacità oraria / hourly capacity |
|-----------------------|----|-------------------------|-------------------------|---------------------------------|------------------|-----------------------------------|
| | | gr | gr | kg | mm | pz./h |
| 10/20 | 10 | 300 | 1800 | 18 | 100x200 | 1200 |
| | 20 | 150 | 900 | 18 | 100x100 | 2400 |
| 12/24 | 12 | 260 | 1500 | 18 | 80x200 | 1400 |
| | 24 | 130 | 750 | 18 | 80x100 | 2800 |
| 15/30 | 15 | 200 | 1200 | 18 | 80x170 | 1800 |
| | 30 | 100 | 600 | 18 | 80x84 | 3600 |



Vasca Rotonda (H=125 mm)

Round Basin

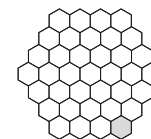
| divisioni / divisions | | grammatura / weight min | grammatura / weight max | capacità vasca / basin capacity | pressino / press | capacità oraria / hourly capacity |
|-----------------------|--|-------------------------|-------------------------|---------------------------------|------------------|-----------------------------------|
| | | gr | gr | kg | mm | pz./h |
| 16 | | 190 | 1200 | 20 | - | 1900 |
| 20 | | 150 | 1000 | 20 | - | 2400 |
| 24 | | 130 | 830 | 20 | - | 2800 |



Vasca Esagonale (H=110 mm)

Hexagonal Basin

| divisioni / divisions | | grammatura / weight min | grammatura / weight max | capacità vasca / basin capacity | pressino / press | capacità oraria / hourly capacity |
|-----------------------|--|-------------------------|-------------------------|---------------------------------|------------------|-----------------------------------|
| | | gr | gr | kg | mm | pz./h |
| 19 | | 90 | 500 | 9,5 | 85 | 2300 |
| 37 | | 30 | 160 | 6 | 57 | 4400 |
| 37 | | 45 | 220 | 8 | 65 | 4400 |





SPEZZATRICI E PRESSE SEMIAUTOMATICHE

*Semi automatic
dividers and presses*

*Teigteiler und Pressen
Halbautomatisch*

*Diviseuses et presses
semi automatiques*

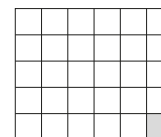
*Divisora y prensas
semi automatiche*

*Тестоделители и Прессы
Полуавтоматические*

Vasca Rettangolare (H=125 mm)

Rectangular Basin

| divisioni /divisions | grammatura /weight min | grammatura /weight max | capacità vasca / basin capacity | pressino / press | capacità oraria / hourly capacity |
|-------------------------|---------------------------|---------------------------|------------------------------------|---------------------|--------------------------------------|
| | gr | gr | kg | mm | pz./h |
| 10 | 300 | 2000 | 20 | 100x200 | 1200 |
| 20 | 150 | 1000 | 20 | 100x100 | 2400 |
| 20s | 80 | 500 | 10 | 80x80 | 2400 |
| 24 | 130 | 830 | 20 | 100x80 | 2800 |
| 30 | 100 | 660 | 20 | 80x84 | 3600 |
| 40 | 80 | 500 | 20 | 50x100 | 4800 |
| 48 | 60 | 400 | 20 | 50x80 | 5700 |
| 60 | 50 | 330 | 20 | 80x42 | 7200 |
| 80 | 40 | 250 | 20 | 50x50 | 9600 |



Vasca Rettangolare - pressa (H=135 mm)

Rectangular Basin

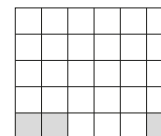
| divisioni / divisions | grammatura / weight min | grammatura / weight max | capacità vasca / basin capacity | vasca / basin | capacità oraria / hourly capacity |
|-----------------------|-------------------------|-------------------------|---------------------------------|---------------|-----------------------------------|
| | gr | gr | kg | mm | pz./h |
| unica/unique | - | - | 20 | 512x409 | 120 |



Vasca Rettangolare - doppio taglio (H=110 mm)

Rectangular - double cut Basin

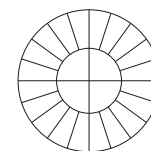
| divisioni / divisions | | grammatura / weight min | grammatura / weight max | capacità vasca / basin capacity | pressino / press | capacità oraria / hourly capacity |
|-----------------------|----|-------------------------|-------------------------|---------------------------------|------------------|-----------------------------------|
| | | gr | gr | kg | mm | pz./h |
| 10/20 | 10 | 300 | 1800 | 18 | 100x200 | 1200 |
| | 20 | 150 | 900 | 18 | 100x100 | 2400 |
| 12/24 | 12 | 260 | 1500 | 18 | 80x200 | 1400 |
| | 24 | 130 | 750 | 18 | 80x100 | 2800 |
| 15/30 | 15 | 200 | 1200 | 18 | 80x170 | 1800 |
| | 30 | 100 | 600 | 18 | 80x84 | 3600 |



Vasca Rotonda (H=125 mm)

Round Basin

| divisioni / divisions | grammatura / weight min | grammatura / weight max | capacità vasca / basin capacity | pressino / press | capacità oraria / hourly capacity |
|-----------------------|-------------------------|-------------------------|---------------------------------|------------------|-----------------------------------|
| | gr | gr | kg | mm | pz./h |
| 16 | 190 | 1200 | 20 | - | 1900 |
| 20 | 150 | 1000 | 20 | - | 2400 |
| 24 | 130 | 830 | 20 | - | 2800 |



Vasca Esagonale (H=110 mm)

Hexagonal Basin

| divisioni / divisions | grammatura / weight min | grammatura / weight max | capacità vasca / basin capacity | pressino / press | capacità oraria / hourly capacity |
|-----------------------|-------------------------|-------------------------|---------------------------------|------------------|-----------------------------------|
| | gr | gr | kg | mm | pz./h |
| 19 | 90 | 500 | 9,5 | 85 | 2300 |
| 37 | 30 | 160 | 6 | 57 | 4400 |
| 37 | 45 | 220 | 8 | 65 | 4400 |

