



Total Food-Service Solutions

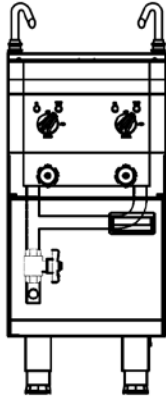
## Modular Electric Noodle Boiler NEN 26 (MR), Electric Boiler with 1 Tank and 6 Baskets

ITEM#

MODEL#

NAME#

S/N#



\*Due to routine technical improvement, the photograph shown may not represent the latest design of the products.

### Meritus Modular Electric Noodle Boiler

### Electric Boiler with 1 Tank and 6 Baskets

NEN 26 (MR)      27 LITERS WATER CAPACITY,  
WATER INLET FAUCET,  
DRAIN OUTLET, NOODLE -  
BASKETS WITH HOLDER,  
SINGLE TANK

### Short Form Specification

#### Item No.

Nayati Electric Noodle Boiler made of stainless steel that can withstand to salt and acid. It uses of 10.8 kW power rate. This appliance is suitable for cooking noodle. It is equipped with single tank for 27 liters water capacity, and six baskets with two control panels. Unit to be installed free standing, can be joined with base cabinet, table stand or cantilever system. Featuring removable clip joint to connect Meritus family product.

### Main Features

- Maximum working boiling temperature of 100<sup>0</sup>C.
- Basin made of SS 304.
- Unit to be installed free standing, can be joined with base cabinet, table stand or cantilever system.
- Service maintenance can be done from the front panel.
- Water knob and faucet to refill water in the basin. included.

### Construction

- All exterior panels in 304 type of Stainless Steel
- Orbital top panel anti-scratch finishing.
- Top and side are mounted by 1.5mm of Stainless Steel.
- Adjustable ±25 mm Stainless Steel leg.
- Certified IPX4 protection.

### Included Accessories

- Noodle Basket.
- Extra Nozzle.
- Noodle Basket Holder.

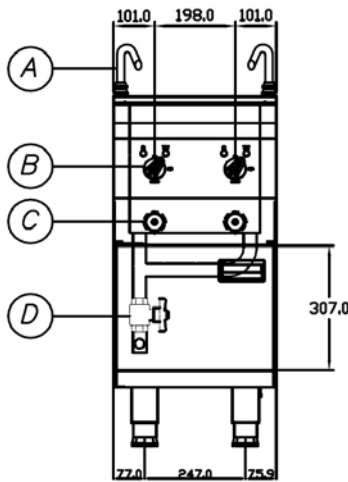
### Optional Accessories

- Clip Plate for Joining.

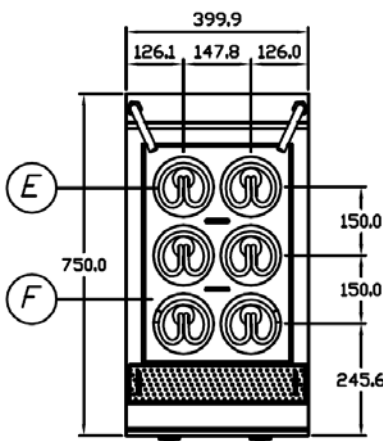
APPROVAL:

Modular Electric Noodle Boiler  
NEN 26 (MR), Electric Boiler  
with 1 Tank and 6 Baskets

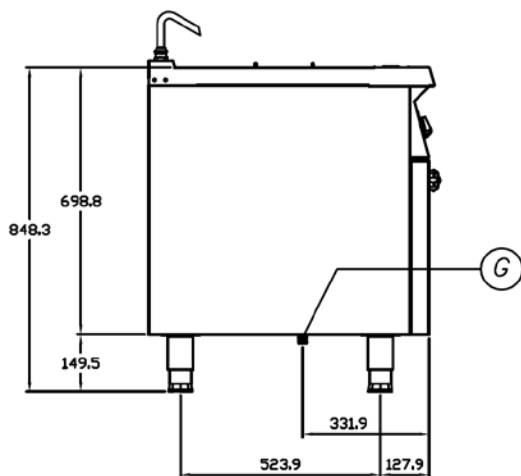
Front



Top



Side



- |                           |                 |
|---------------------------|-----------------|
| A . Faucet                | E . Heater      |
| B . Switch Control Heater | F . Water Bowl  |
| C . Water Tap             | G . Water Inlet |
| D . Drain Valve           |                 |

\* Overall Dimension in mm

Electric:

<b>Electrical rating (kW):</b>	10.8
<b>Element rating (kW):</b>	10.8
<b>Electrical supply voltage:</b>	400V 3N
<b>Required electrical supply (amps):</b>	16
<b>Electrical current split (amps):</b>	L1: 14
	L2: 16
	L3: 14

Key Information:

<b>Cooking Surface Width:</b>	487 mm
<b>Cooking Surface Depth:</b>	320.5 mm
<b>Direct heat emission:</b>	0.37 kW
<b>Latent heat emission:</b>	2.16 kW
<b>Steam emission:</b>	3.17 kg /h
<b>Working Temperature MIN:</b>	-
<b>Working Temperature MAX:</b>	100°C
<b>Water Connection:</b>	½"
<b>Water Discharge:</b>	1"
<b>Water Capacity:</b>	27 Liters
<b>Number of Noodle Baskets:</b>	6
<b>Net Weight:</b>	-
<b>Shipping Height:</b>	1010 mm
<b>Shipping Width:</b>	660 mm
<b>Shipping Depth:</b>	840 mm
<b>Shipping Volume:</b>	0.559 m <sup>3</sup>

\*Missing information may be updated from time to time, please contact our representative to receive the updated data sheets.

**Modular Electric Noodle Boiler  
NEN 26 (MR), Electric Boiler  
with 1 Tank and 6 Baskets**

The company reserves the right to make modifications to the products without prior notice. All information correct at time of printing

2016.03.28