


FEME1PZ

Forno meccanico elettrico,
capienza **1** pietra refrattaria (L 420 x P 420 x H 11 mm).
Mechanical electric oven,
suitable for **1** refractory stone (L 420 x D 420 x H 11 mm).

ETNA

 PORTA A RIBALTA (standard)
FOLDING DOOR (standard)



FUNZIONI functions



LUCE
LIGHT

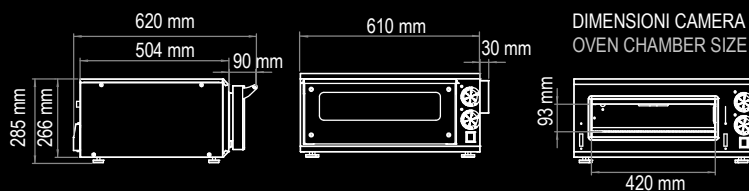


x2



Pannello di
controllo
meccanico.
Mechanical
control panel.

■ ADATTO A CUOCERE / Suitable for cooking:



CARATTERISTICHE TECNICHE / TECHNICAL FEATURES

| | |
|--|---|
| Versione - Version | Elettrico - Meccanico - Electric - Mechanical |
| Capacità di carico - Loading capacity | 1 pietra refrattaria / refractory stone (L420 x P/D 420 x H 11 mm) |
| Dimensioni camera (LxPxH) - Oven chamber size (LxDxH) | 420 x 420 x 93 mm |
| Dimensioni esterne (LxPxH) - External dimensions (LxDxH) | 610 x 620 x 285 mm |
| Potenza elettrica totale - Total electrical power | 2,95 kW |
| Voltaggio - Voltage | 220-240 V 1 50/60 Hz |
| Assorbimento elettrico totale - Total power consumption | 13 A |

| CODICE / CODE | DESCRIZIONE / DESCRIPTION |
|----------------|---|
| FEME1PZ | PORTA A RIBALTA - 1 PIZZA FOLDING DOOR - 1 PIZZA |

FEME2PZ

Forno meccanico elettrico,
capienza 2 pietre refrattarie (L 420 x P 420 x H 11 mm).
Mechanical electric oven,
suitable for 2 refractory stones (L 420 x D 420 x H 11 mm).



PORTA A RIBALTA (standard)
FOLDING DOOR (standard)

FUNZIONI functions



LUCE
LIGHT

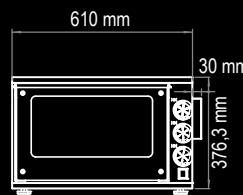
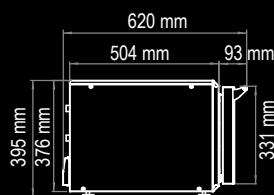


x3

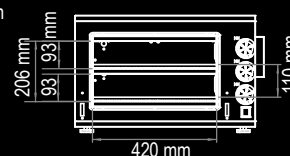


Pannello di controllo meccanico.
Mechanical control panel.

ADATTO A CUOCERE / Suitable for cooking:



DIMENSIONI CAMERA
OVEN CHAMBER SIZE



CARATTERISTICHE TECNICHE / TECHNICAL FEATURES

| | |
|--|--|
| Versione - Version | Elettrico - Meccanico - Electric - Mechanical |
| Capacità di carico - Loading capacity | 2 pietre refrattaria / refractory stones (L420 x P/D 420 x H 11 mm) |
| Distanza fra pietre - Distance between stone | H 110 mm |
| Dimensioni camera (LxPxH) - Oven chamber size (LxDxH) | 420 x 420 x 93 (x2) mm |
| Dimensioni esterne (LxPxH) - External dimensions (LxDxH) | 610 x 620 x 395 mm |
| Potenza elettrica totale - Total electrical power | 3 kW |
| Voltaggio - Voltage | 220-240 V 1 50/60 Hz |
| Assorbimento elettrico totale - Total power consumption | 13,5 A |

| CODICE / CODE | DESCRIZIONE / DESCRIPTION |
|----------------|--|
| FEME2PZ | PORTA A RIBALTA - 2 PIZZE FOLDING DOOR - 2 PIZZAS |

FEME1CA

Forno meccanico elettrico,
capienza 1 pietra refrattaria (L 420 x P 420 x H 11 mm).
Mechanical electric oven,
suitable for 1 refractory stone (L 420 x D 420 x H 11 mm).



PORTA A RIBALTA (standard)
FOLDING DOOR (standard)

ETNA

FUNZIONI
functions



LUCE
LIGHT

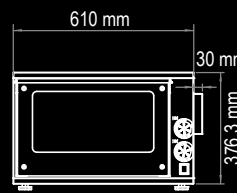
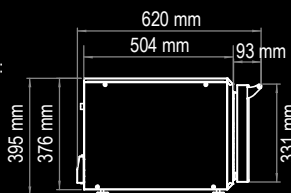


x2



Pannello di controllo meccanico.
Mechanical control panel.

ADATTO A CUOCERE / Suitable for cooking:



DIMENSIONI CAMERA
OVEN CHAMBER SIZE



CARATTERISTICHE TECNICHE / TECHNICAL FEATURES

| | |
|--|--|
| Versione - Version | Electrico - Meccanico - Electric - Mechanical |
| Capacità di carico - Loading capacity | 1 pietra refrattaria / refractory stone (L420 x P/D 420 x H 11 mm) |
| Dimensioni camera (LxPxH) - Oven chamber size (LxDxH) | 420 x 420 x 206 mm |
| Dimensioni esterne (LxPxH) - External dimensions (LxDxH) | 610 x 620 x 395 mm |
| Potenza elettrica totale - Total electrical power | 2,95 kW |
| Voltaggio - Voltage | 220-240 V 1 50/60 Hz |
| Assorbimento elettrico totale - Total power consumption | 13 A |

| CODICE / CODE | DESCRIZIONE / DESCRIPTION |
|---------------|---------------------------------|
| FEME1CA | PORTA A RIBALTA FOLDING DOOR |