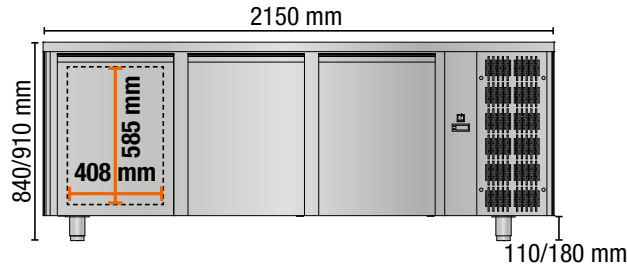
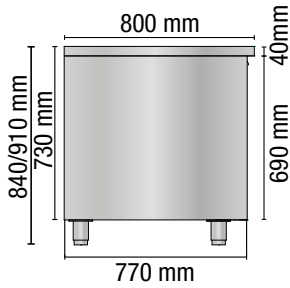
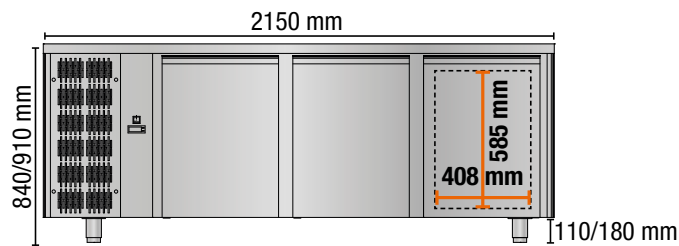


TAVOLO REFRIGERATO MID PASTICCERIA

MID PASTRY refrigerated counter



DX Gruppo incorporato a destra / Built-in unit on the right side



SX Gruppo incorporato a sinistra / Built-in unit on the left side

TAVOLO MID PASTICCERIA / COUNTER MID PASTRY TP03MID

3 porte / 3 doors

	<p>SP Senza piano con sottopiano isolante <i>Without worktop with insulating underlay</i></p>	<p>Dimensioni (LxPxH) / Dimensions (LxDxH): 2150 x 800 x 800/870 mm</p>
	<p>MID Piano in acciaio inox <i>Stainless steel worktop</i></p>	<p>Dimensioni (LxPxH) / Dimensions (LxDxH): 2150 x 800 x 840/910 mm</p>
	<p>AL Piano in acciaio inox con alzatina <i>Stainless steel worktop with splashback</i></p>	<p>Dimensioni (LxPxH) / Dimensions (LxDxH): 2150 x 800 x 940/1010 mm</p>
	<p>GRA Piano in granito con sottopiano isolante <i>Granite worktop with insulating underlay</i></p>	<p>Dimensioni (LxPxH) / Dimensions (LxDxH): 2160 x 800 x 830/900 mm</p>
<p>Volume interno / Internal volume</p>		<p>660 Lt</p>
<p>Volume utile / Useful volume</p>		<p>408 Lt</p>
<p>Assorbimento all'avviamento / Starting electrical input</p>		<p>450 W / 2,8 A</p>
<p>Assorbimento a regime / Steady state electrical input</p>		<p>400 W / 2,4 A</p>
<p>Temperatura d'esercizio / Working temperature</p>		<p>+2°C / +8°C</p>
<p>Gas refrigerante / Cooling gas</p>		<p>R452A - R455A - R290 (A richiesta / On request)</p>
<p>Classe climatica - Dati collaudo / Climatic class - Testing data</p>		<p>4 - Temperatura + 30°C / Umidità relativa 60% 4 - Temperature + 30°C / Relative humidity 60%</p>
<p>Alimentazione / Power supply</p>		<p>220 / 240 V - 1P - 50 Hz (60 Hz A richiesta / On request)</p>