



Catalogue :

SERIE 900 KORE

Chapter :

RANGES 900 KORE

Article :

C-E940 380...415V 3N

Code:

19031220

<u>DIMENSIONS AND WEIGHTS</u>		<u>Net dimensions</u>	<u>Packed</u>
Length	mm	800,00	1.022,00
Depth	mm	930,00	840,00
Height	mm	290,00	535,00
Weight	kg	85,00	101,00
Volume	m3	0,22	0,46

<u>ELECTRICITY</u>		<u>50/60Hz</u>	
	380...415V		
Power			16,00 kW
Connections	230 V. 1+N+T	2X2,5 + T	
	230 V. III+T	3X10+T - 63 A	
	400 V. III+N+T	4X4MM2+T	

GAS Not necessary

WATER Not necessary

STEAM Not necessary

AIR Not necessary

SOUND LEVEL < **65,00** db

INSTALLATION - CONNECTIONS Ø
 ► ELECTRICITY SI

DESCRIPTION

4-HOT PLATES ELECTRIC BOILING TOP, C-E940
 Electric top plates are adequate for a variety of containers such as pans, saucepans, etc.
 Depending on the container, you may stew, boil, make soup, legumes, scrambled eggs, fried dishes...
 2 mm stainless AISI-304 steel embedded top with rounded edges for easy cleaning.
 Laser cut and automatic welding for a perfect side to side adjustment of modules with square angle finish.
 4 kW power 300 x 300 mm cast iron heating plates tight adjusted to the embedded top stove.
 Number of plates: 4.
 Power adjustment by 7-position knob. Independent safety thermostat for each plate.
 Inner fan to reduce the temperature of the components.
 Water-tight and protecting-support controls.
 High temperature protector for the chimney made of enamelled cast iron.
 Front access to components.
 According to European standards for components and panels temperature, efficiencies and combustion, and sanitary regulations (EN-60335 and EN-203)
 IPX5 grade water protection equipment.
 Maximum power: 16.0 kW
 Dimensions: 800 x 930 x 290 mm.



Catalogue :

SERIE 900 KORE

Chapter :

RANGES 900 KORE

Article :

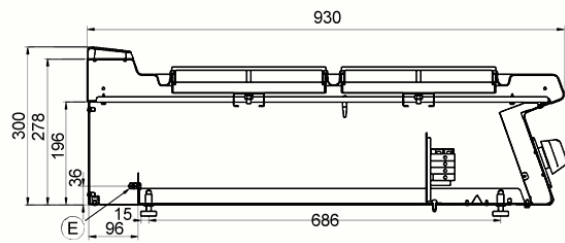
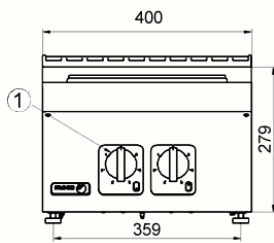
C-E940 380...415V 3N

Code :

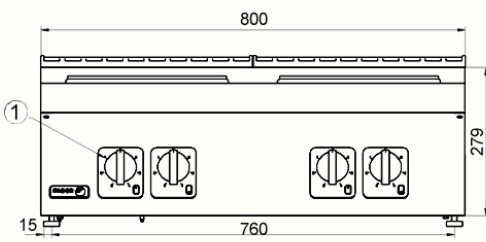
19031220

SCHEMA - DIMENSIONS

C-E920



C-E940



E. Conexión eléctrica
1. Mando placas M

Electrical connection
M plates control